

# SSFA comparison

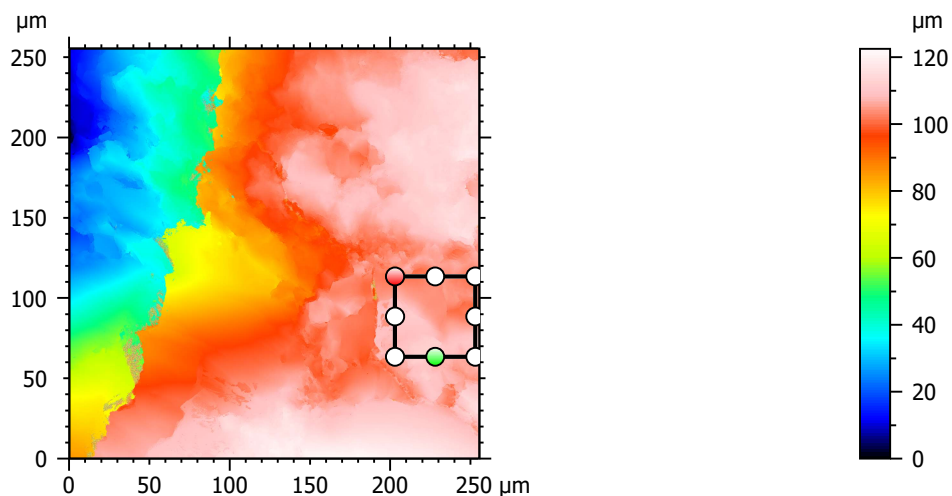
Template to process all lithic surfaces acquired with the Zeiss LSM 800 with the 50x/0.95 objective.

## A. Processing

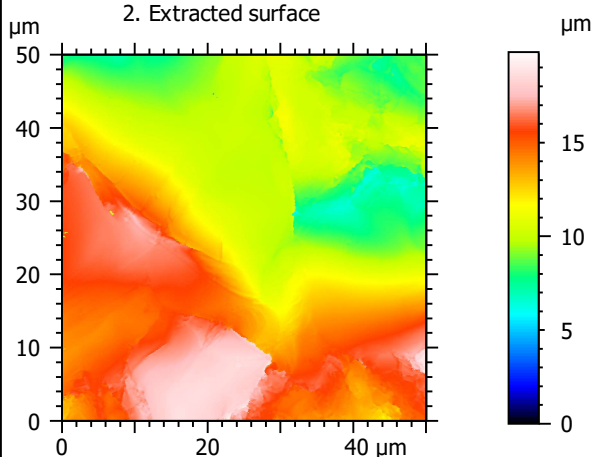
### Identity card

Name:	QTZ3-2_LSM2_50x-0.95_20190801_Area1_Topo		
File path:	D:\Data\3Ddata\SSFA\Lithics\Original surfaces\QTZ3-2_LSM2_50x-0.95_20190801_Area1_Topo.sur		
Created on:	8/1/2019 3:27:48 PM		
Studiable type:	Surface		
Axis:	X		
Length:	255.5	μm	
Size:	3000	points	
Spacing:	0.08519	μm	
Axis:	Y		
Length:	255.5	μm	
Size:	3000	points	
Spacing:	0.08519	μm	
Axis:	Z		
Layer type:	Topography		
Length:	122.5	μm	
Size:	65532	digits	
Spacing:	0.00187	μm	
NM-points ratio:	0.000 % (0 Pts)		

### 1. Acquired surface

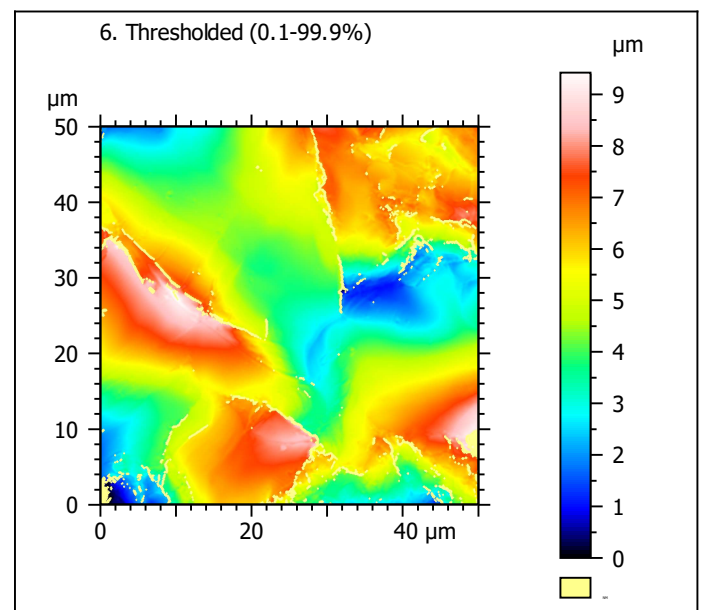
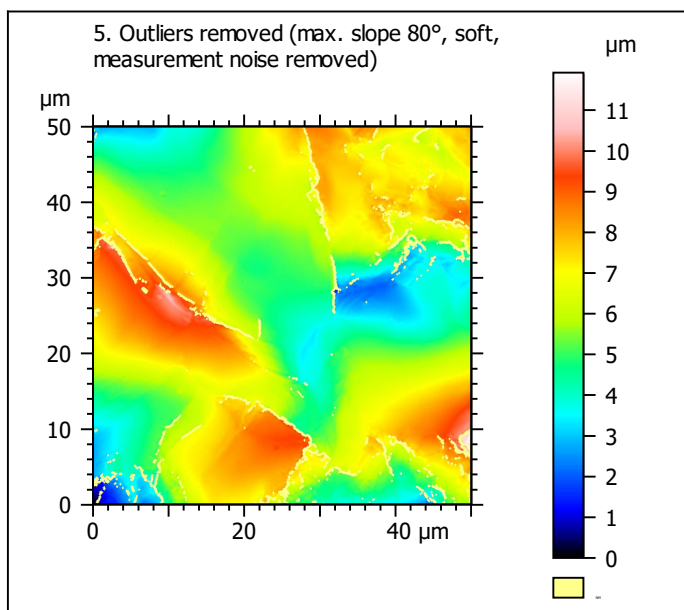
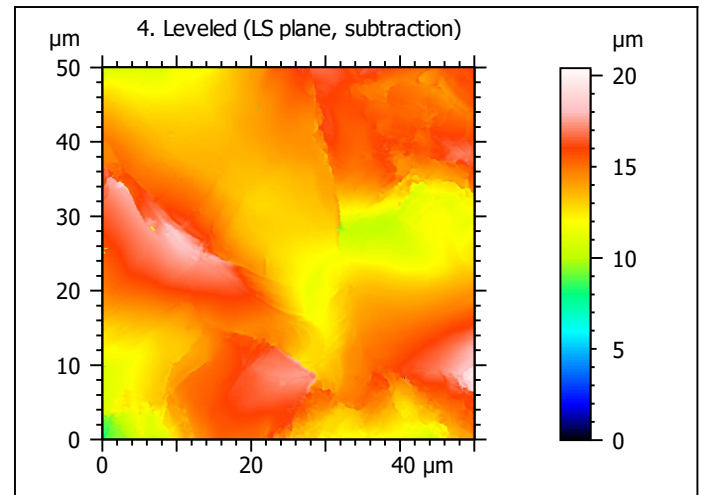
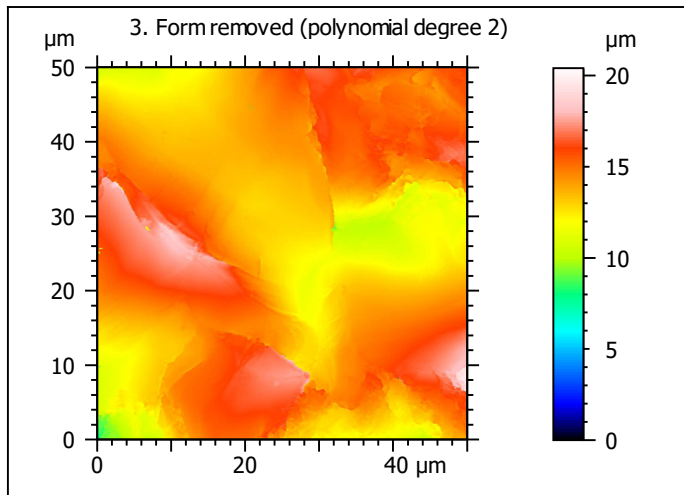


### 2. Extracted surface



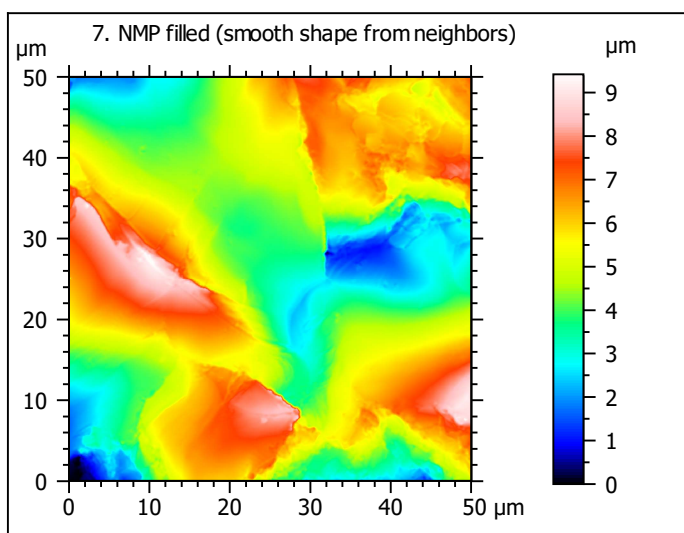
### Identity card

Name:	QTZ3-2_LSM2_50x-0....opo > Extracted area		
<b>Axis: X</b>			
Length:	50.00	μm	
Size:	588	points	
<b>Axis: Y</b>			
Length:	50.00	μm	
Size:	588	points	
<b>Axis: Z</b>			
Layer type:	Topography		
Length:	19.83	μm	
Size:	10604	digits	
NM-points ratio:	0.000 % (0 Pts)		

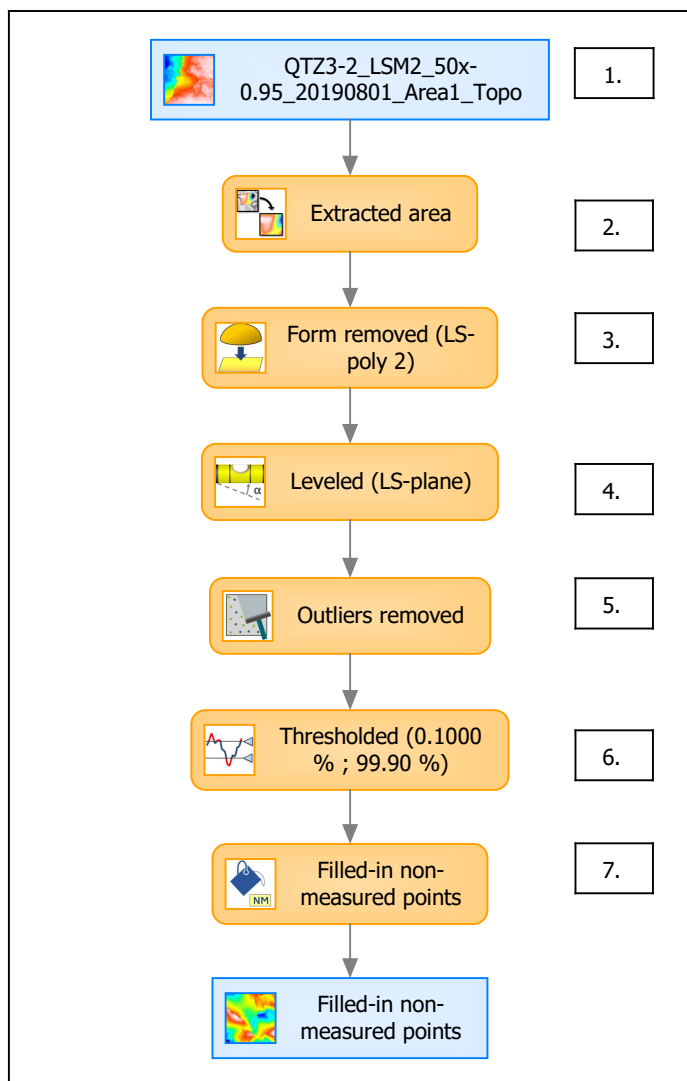


Identity card	
Name:	QTZ3-2_LSM2_50x-0....e) > Outliers removed
Axis:	Z
NM-points ratio:	4.173 % (14428 Pts)

Identity card	
Name:	QTZ3-2_LSM2_50x-0....0.1000 % ; 99.90 %)
Axis:	Z
NM-points ratio:	4.364 % (15089 Pts)



## B. Summary



### Identity card

Name: QTZ3-2\_LSM2\_50x-0.95\_20190801\_Area1\_Topo > Extracted are...resholded (0.1000 % ; 99.90 %) > Filled-in non-measured points

Studiable type: Surface

#### Axis: X

Length: 50.00  $\mu\text{m}$   
Size: 588 points  
Spacing: 0.08519  $\mu\text{m}$

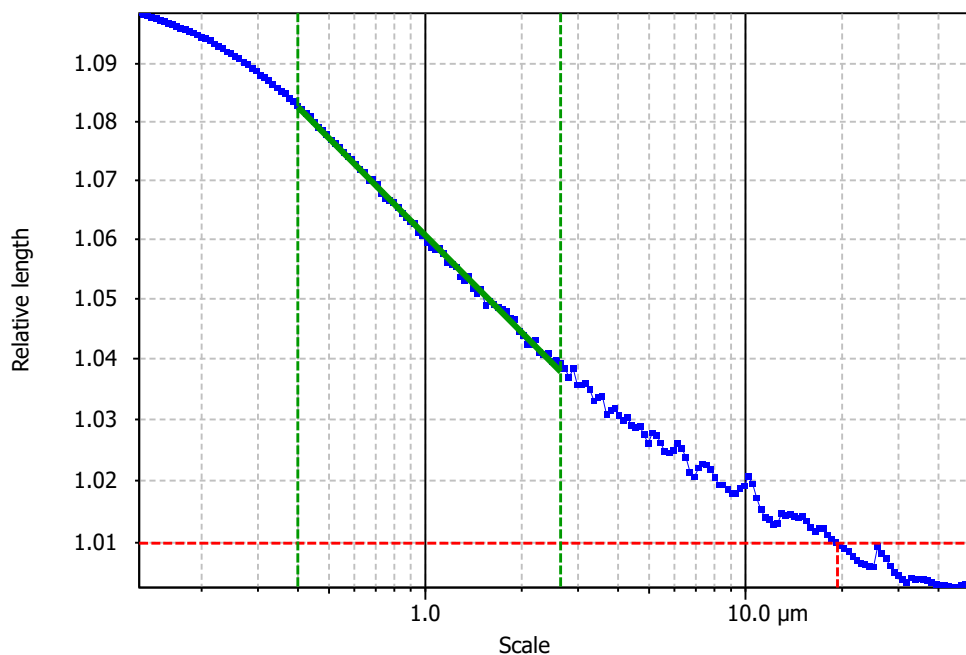
#### Axis: Y

Length: 50.00  $\mu\text{m}$   
Size: 588 points  
Spacing: 0.08519  $\mu\text{m}$

#### Axis: Z

Layer type: Topography

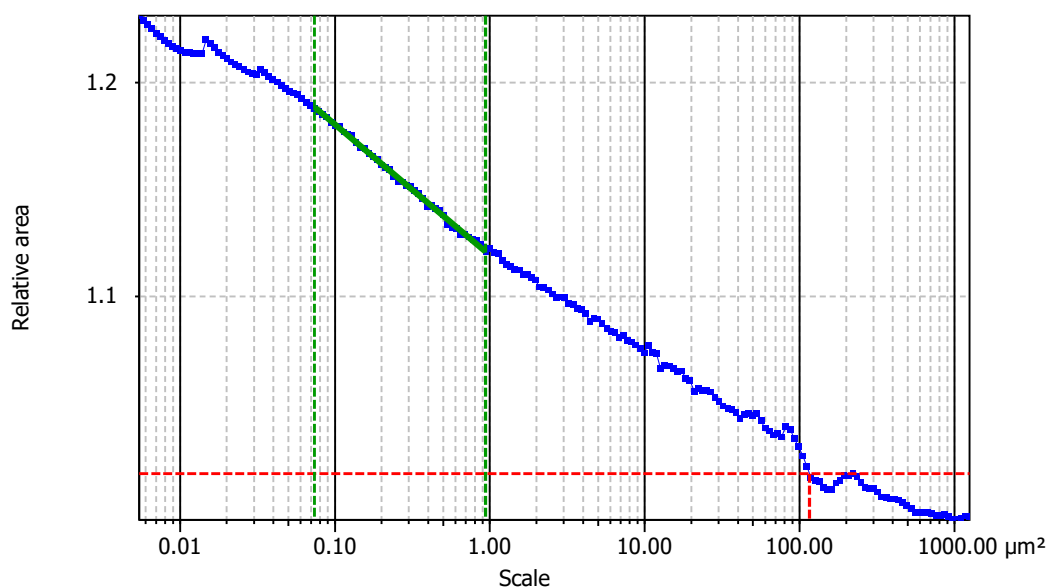
Length: 9.422  $\mu\text{m}$   
Size: 5039 digits  
Spacing: 0.00187  $\mu\text{m}$

**Information**

Method	Length-scale (rows)
--------	---------------------

**Parameters**

Parameters	Value	Unit	Comment
epLsar	0.004005		Length-scale anisotropy (Sfrax) (1.8 μm, 5°)
NewEplsar	0.0187		Length-scale anisotropy (1.8 μm, 5°)

**Information**

Method	Area-scale (four corners)
--------	---------------------------

**Parameters**

Parameters	Value	Unit	Comment
R <sup>2</sup>	0.9978		Reg. coefficient R <sup>2</sup>
Asfc	23.13		Fractal complexity
Smfc	0.2250	μm <sup>2</sup>	Scale of max complexity
HAsfc9	0.5028		Heterogeneity of Asfc (3x3)
HAsfc81	1.397		Heterogeneity of Asfc (9x9)